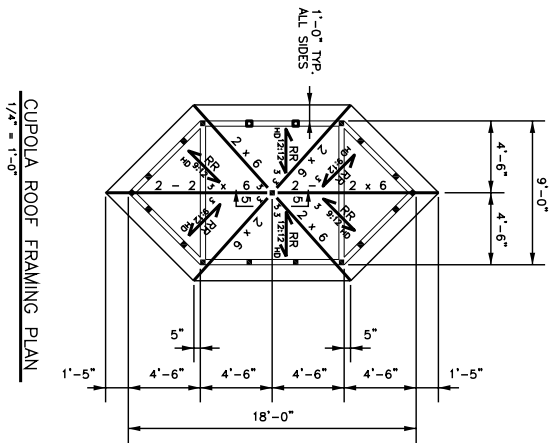
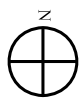


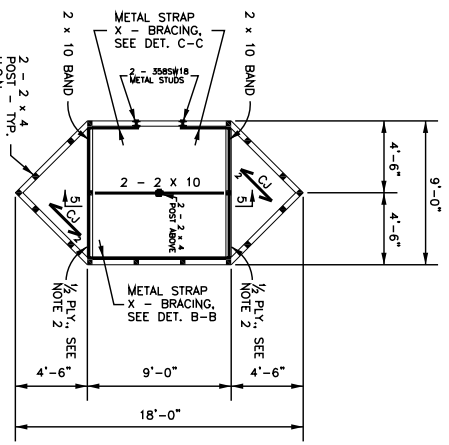
ROOF FRAMING PLAN

NOTES:
1. L1, L2 - INDICATE UNITS. SEE DWG. S-3 FOR DETAILS.



CUPOLA ROOF FRAMING PLAN

NOTES:
1. INDICATES 2 x 6 AT 16" ROOF RAFTERS.
2. INDICATES 2 x 4 AT 16" CEILING JOIST.
N INDICATES NUMBER OF 10d NAILS AT END OF MEMBER.
HD INDICATES H4 SEISMIC AND HURRICANE TIE BY SIMPSON STRONG-TIE, OR EQUAL, AT END OF MEMBER OF 10d NAILS AT END OF MEMBER.



CUPOLA CEILING FRAMING PLAN

NOTES:
1. INDICATES 2 x 4 AT 16" CEILING JOIST.
N INDICATES NUMBER OF 10d NAILS AT END OF MEMBER.
2. PROVIDE 8d NAILS AT 6" ALONG EDGES AND AT 12" ALONG INTERMEDIATE SUPPORTS.