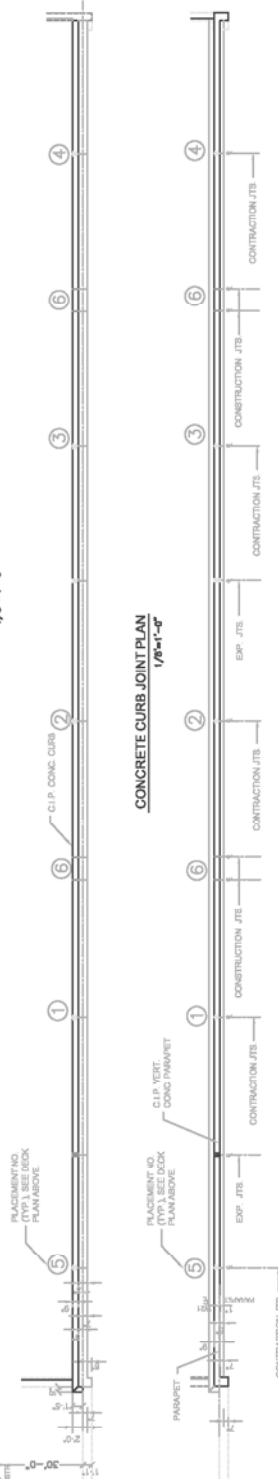
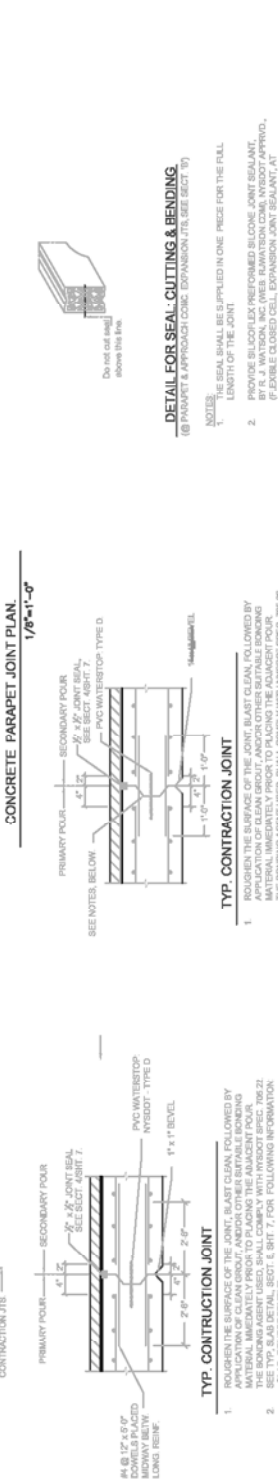


CONCRETE DECK - JOINT PLAN  
1/8"=1'-0"



CONCRETE CURB JOINT PLAN  
1/8"=1'-0"



CONCRETE PARAPET JOINT PLAN  
1/8"=1'-0"



DETAIL FOR SEAL-CUTTING & BENDING  
(B) PARAPET & APPROACH CONC. EXPOSED (PLEASE SEE DET. 3)

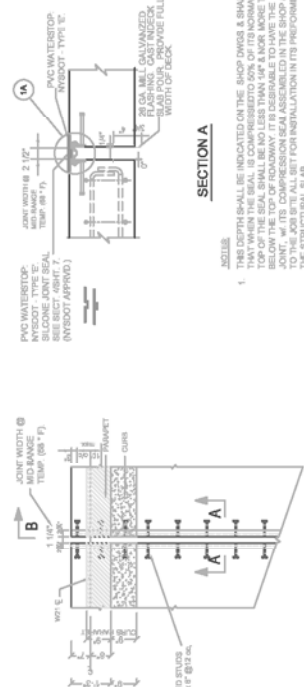
- NOTES:
- SEAL SHALL BE SUPPLIED IN ONE PIECE FOR THE FULL LENGTH OF THE JOINT
  - PROVIDE 8" CORE EX. PERFORMED BEFORE JOINT SEALANT. APPLICATION OF CLEAN GROUT, AND/OR OTHER SUITABLE BONDING AGENT TO BE SHOWN ON THE SHOP DRAWINGS PRIOR TO APPROVAL.
  - ALL CUTTING TO BE DONE WITH A COPING SAW, SOAP AND WATER.

TYP. CONTRACTION JOINT

- ROUGHEN THE SURFACE OF THE JOINT. BLAST CLEAN, FOLLOWED BY APPLICATION OF CLEAN GROUT, AND/OR OTHER SUITABLE BONDING AGENT TO BE SHOWN ON THE SHOP DRAWINGS PRIOR TO APPROVAL.
- SEE TYP. SLAB DETAIL, SECT. 7, FOR FOLLOWING INFORMATION:
  - CONC. COVER REQUIREMENTS.
  - SLAB THICKNESS & ASPHALT TO CONC. OVERLAY THICKNESS.
  - FOR CONCR. JT. LOCATIONS, THRU SLAB, CURB, PARAPETS, & APPROACH SLABS, SEE PLANS ABOVE.
  - POUR SEQUENCE ABOVE SHALL BE FOLLOWED, UNLESS CHANGES ARE OTHERWISE APPROVED BY OK.
  - DETAIL APPLIES TO THE SLAB, CURB, & PARAPETS CONSTRUCTION. JTS.

TYP. CONTRACTION JOINT

- ROUGHEN THE SURFACE OF THE JOINT. BLAST CLEAN, FOLLOWED BY APPLICATION OF CLEAN GROUT, AND/OR OTHER SUITABLE BONDING AGENT TO BE SHOWN ON THE SHOP DRAWINGS PRIOR TO APPROVAL.
- SEE TYP. SLAB DETAIL, SECT. 7, FOR FOLLOWING INFORMATION:
  - CONC. COVER REQUIREMENTS.
  - SLAB THICKNESS & ASPHALT TO CONC. OVERLAY THICKNESS.
  - FOR CONCR. JT. LOCATIONS, THRU SLAB, CURB, PARAPETS, & APPROACH SLABS, SEE PLANS ABOVE.
  - POUR SEQUENCE ABOVE SHALL BE FOLLOWED, UNLESS CHANGES ARE OTHERWISE APPROVED BY OK.
  - DETAIL APPLIES TO THE SLAB, CURB, & PARAPETS CONSTRUCTION. JTS.



SECTION A

- NOTES:
- THIS DEPTH SHALL BE INDICATED ON THE SHOP DWGS & SHALL BE SUCH THAT THE SEAL IS FULLY COMPRESSED TO THE JOINT. THE TOP OF THE SEAL SHALL BE NO LESS THAN 1/4" ABOVE THE TOP OF THE JOINT. IF DESIRABLE TO HAVE THE EXPANSION JOINT RECESSED TO THE JOINT, IT SHALL BE RECESSED TO THE JOINT. THE JOINT SHALL BE FULLY SET FOR INSTALLATION IN ITS PERFORMED RECESS IN THE STRUCTURAL SLAB.
  - REIN. OMITTED ON RIGHT SIDE OF DETAIL FOR CLARITY. REIN. IDENTICAL ON BOTH SIDES OF JT.

SECTION B-B

DETAIL 1A

- NOTES:
- PROVIDE 8" CORE EX. PERFORMED BEFORE JOINT SEALANT. APPLICATION OF CLEAN GROUT, AND/OR OTHER SUITABLE BONDING AGENT TO BE SHOWN ON THE SHOP DRAWINGS PRIOR TO APPROVAL.
  - FOR CONCR. JT. LOCATIONS, THRU SLAB, CURB, PARAPETS, & APPROACH SLABS, SEE PLANS ABOVE.

DATE	ISSUE/REVISION
	GRIGG & DAVIS ENGINEERS, P.C. 275 Scarsdale, NY 10583 TEL/FAX: 914-725-5095 e-mail: gdengineers@optonline.net
	High Point of Hartsdale Condo. III - Building #500 Reconstruction of Parking Carport Garage
	CONC. POUR PLACEMENT & JOINT DETAILS.
	Sheet 6 of 10

- NOTES:
- FOLLOWING PLACEMENT OF DECK CONCRETE, THE CONTRACTOR SHALL NOT PLACE ANY CONCRETE ON ANY CURB, PARAPET, AND/OR APPROACH SLAB, UNTIL THE CONCRETE IN THE SLAB IS FULLY CURED. THE CONTRACTOR SHALL FOLLOW THE LAST PLACEMENT OF CONCRETE SET-OUT ON THE SAME POUR OPERABLE.
  - THE CURB, ON PARAPET (NOT BOTH), APPROACH, SLAB & THRU SLAB CONC. MAY BE PLACED ON THE SAME POUR OPERABLE.
  - PARAPET SHALL BE SCHEDULED AS LAST PLACEMENT OF CONCRETE, AND APPROACH CONCRETE REQUIRED AT THE WEST & EAST ELEVATION RETAINING WALLS.
  - FOR CLARITY, THE CONTRACTOR JOINTS ARE SHOWN ON PLAN ON BITE. 4. THE CONTRACTOR IS ALERTED TO INSTALL THE CONTRACTION JOINT WITHIN 24-48 HOURS FOLLOWING THE PLACEMENT OF NEW CONCRETE. THIS SCHEDULE IS INTENDED TO MINIMIZE THE EFFECTS OF SHRINKAGE.
  - THE CONTRACTOR SHALL STRICTLY ADHERE TO THE CONCRETE PLACEMENT SEQUENCE. IT IS INTENDED TO MINIMIZE THE OCCURRENCE OF SHRINKAGE & CURING CRACKS. THE CONTRACTOR SHALL BE RESPONSIBLE FOR THE EFFECTS OF TEMPERATURE & CREEP FROM SUSTAINED LOADING.
  - THE CONTRACTOR SHALL VERIFY AND HAND FINISH IF REQUIRED. THE REBAR LAYOUT SHALL BE SHOWN ON THE SHOP DRAWINGS. TO ENSURE THAT THERE ARE NO VOIDS AS ORDERED BY AND TO THE SATISFACTION OF THE E.O.R.
  - THE INCREMENE STRIP SEAL (TYPE 900) SHALL BE ONE PIECE FROM FASCO TO FASCO. NO SPICES WILL BE PERMITTED.
  - THE COST OF ALL WORK AND MATERIALS INCLUDING FIELD DRILLING, MOUNTING AND INSTALLATION OF STRIP SEALS, AND/OR STUDS, ETC., SHALL BE INCLUDED IN THE UNIT BID FOR PROJECT.
  - STEEL USED FOR JOINT AND/OR CHANGE SHALL BE ASTM A36.
  - THE CONTRACTOR SHALL BE ADVISED THAT FIELD SURVEY TO OBTAIN ALL VERTICAL AND HORIZONTAL DATA TO BE SHOWN ON THE SHOP DRAWINGS, AND SET TO BE SHOWN ON THE SHOP DRAWINGS PRIOR TO APPROVAL.
  - AFTER THE JOINT HAS BEEN SET TO LINE AND GRADE, AND INSTALL 90° APPROVED ADHESIVE ANCHOR SYSTEM AS PER MANUFACTURERS RECOMMENDATION.

**DEFINITIONS: Types of Concrete Joints**

**Construction Joint**  
A joint that separates the slab vertically from other building elements such as walls, columns, foundations, stem walls, to accommodate differential horizontal and vertical movement.

**Contraction Joint**  
A joint that separates the slab vertically from other building elements such as walls, columns, foundations, stem walls, to accommodate differential horizontal and vertical movement.

**Construction Joint**  
A joint that separates the slab vertically from other building elements such as walls, columns, foundations, stem walls, to accommodate differential horizontal and vertical movement.

**Construction Joint**  
A joint that separates the slab vertically from other building elements such as walls, columns, foundations, stem walls, to accommodate differential horizontal and vertical movement.